

Year 1 Summer 2 Spellings

How it works:

Each Friday your child will receive a list of spellings to learn at home. A spelling quiz will take place the following Friday to test how well your child has learned their spellings. The spelling sheet does not need to be returned to school. Your child's spelling score will be sent home on their folder each week.

Week 1 13/06 Trigraphs 'air' and 'ear'	Week 2 20/06 Trigraph 'igh'	Week 3 27/06 Words with 'or' and 'ore'	Week 4 04/07 Words with 'au' and 'aw' making /or/	Week 5 11/07 Words with 'ear' and 'are' making /air/	Week 6 18/07 Digraphs 'wh' and 'ph'
chair	high	forty	yawn	hare	when
fairy	night	morning	crawl	bear	which
hairy	light	north	lawn	wear	while
hear	bright	score	author	dare	why
year	right	before	autograph	share	phonics
near	sight	wore	August	care	dolphin
clear	midnight	shore	astronaut	pear	alphabet
whole	one	four	seven	scare	elephant
who	two	five	eight	come	said
where	three	six	nine	some	have

Year 1 Summer 2 Spellings

Group 2

How it works:

Each Friday your child will receive a list of spellings to learn at home. A spelling quiz will take place the following Friday to test how well your child has learned their spellings. The spelling sheet does not need to be returned to school. Your child's spelling score will be sent home on their folder each week.

Week 1 13/06 Trigraph 'ear'	Week 2 20/06 Trigraph 'air'	Week 3 27/06 Digraph 'er'	Week 4 04/07 Digraph 'ow' makes /oa/	Week 5 11/07 Digraph 'ay'	Week 6 18/07 Digraph 'ou' makes /ow/
fear	fair	herb	slow	play	shout
dear	hair	kerb	snow	stay	loud
year	lair	perfect	show	pray	cloud
tear	pair	hammer	crow	delay	proud
beard	stair	dinner	blow	clay	aloud
clear	chair	ladder	window	tray	found
smear	airport	winter	rowing	day	mound
he	one	four	seven	be	have
she	two	five	eight	come	people
we	three	six	nine	some	are



Year 1

Topic

Homework

Summer 2

**Our geography
topic this half term
is**

**Caribbean Island
(Port–Au–Prince,
Haïti)**



Optional Topic Homework

How it works:

You will get four house points for handing in one of the Topic tasks. You can present your homework in the style of your choice. If you choose to complete the optional homework, please return it by Monday 14th July.

This half term, we will be learning all about
Port-Au-Prince in Haïti.

You could:

- Ask a family member to find you a picture of Port-Au-Prince and draw a picture of it.
- Create an island map with a treasure chest on it.
- Imagine you lived in Haiti, what would you do for the day? Write about your day.
- Make a non-chronological report about Port-Au-Prince, Haiti.
- Research some of the food people eat in Haiti and make a poster about it.
- With an adult, find out about the weather in Haiti and some recreational activities people do. Make a poster with this information on it.



Dear parent/carers

As part of our development of maths fluency and number recall, we have introduced Key Instant Recall Facts (KIRFs) each half term for each year group. These are number facts the children need to recall fluently. In school, within the mental maths sessions, one objective will be practised for each half term in order for children to really embed and learn the facts quickly and deeply.

In order for the children to practise these at home as well, we are providing you with an information sheet, which explains the KIRF in more detail, with examples of what it looks like, games to play and websites to visit. The idea is that you can help them recall the facts little and often and work with us to ensure our children are as fluent with recalling number facts as they can be.

Many thanks,
 Mrs Pickering -Ernst
 Assistant Headteacher and Maths Lead

KIRF's Key Stage One Overview

Year group	Autumn 1	Autumn 2	Spring 1	Spring 2	Summer 1	Summer 2
One	Number facts to 10	Counting in 10's forwards and backwards	Doubles and halves to 20	Counting in 5's forwards and backwards	Number facts for all numbers within 10	Counting in 2's forwards and backwards
Two	Number facts within 10 to generate number facts within 20	Multiplication and division facts for 10 times table	Number facts within 10 to generate number facts for multiples of 10	Multiplication and division facts for 5 times table	Multiplication and division facts for 2 times table	Doubles to 20 to recall near doubles to 20

Key Instant Recall Facts (KIRF's)

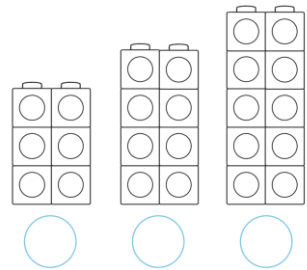

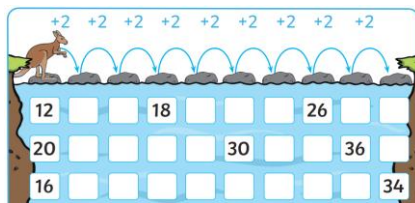
Year 1 Summer 2

Key Instant Recall Facts are number facts that we want our children to be fluent with and able to recall instantly.

By the end of this half term children in year 1 should be able to

count in 2's forwards and backwards

What this looks like:



How many feet are there? Count in 2s.



Practical ideas

Chant counting.

Put out 2p coins and count up and back.

Pair socks and count in 2's

Write multiples of 2 on post its and put them in the right order.

Get some pasta pieces, add two each time and count the numbers.

Vocabulary

ones

twos

even

two more

two less

Online games:

[Count in 2s - Maths - Learning with BBC Bitesize - BBC Bitesize](#)

[Paint the Squares - Interactive Number Charts \(topmarks.co.uk\)](#) Choose a number grid and splat the twos

[Duck Shoot - tablet friendly \(ictgames.com\)](#) Count in 2's

The secret to success is practising **little and often**. Can you practise these KIRFs while walking to school or during a car journey? You do not need to practise them all at once; perhaps you could have a **fact of the day**. If you would like more ideas, please speak to your child's teacher.