

Year 3 Summer 1 Spellings Group 1

How it works:

These are the spellings your child will see each week on Spelling Shed. Each Friday your child will see a new list of spellings to learn at home. A dictation will take place the following Thursday to test how well your child has learned their spellings. Your child's spelling score will be sent home in the front of their CGP homework book. Spellings will be sent home over the half term holiday ready for a test the first week back.

Week 1	Week 2	Week 3	Week 4	Week 5	Week 6
Words with the suffix 'er'	Words where the digraph 'ch' makes a /k/ sound	Words ending in '-gue' and '-que'	Words where the digraph 'sc' makes a /s/ sound	Words that are homophones	Challenge words
teacher	scheme	vague	science	ball	accidentally
stretcher	chorus	league	scene	bawl	breathe
dispatcher	echo	plague	scissors	break	century
catcher	chemist	fatigue	ascends	brake	eight
butcher	character	antique	scented	male	consider
richer	stomach	grotesque	fascinate	mail	guard
scorcher	monarch	plaque	scenery	fair	heard
preacher	school	mosque	crescent	fare	peculiar
cruncher	anchor	dialogue	descend	berry	possible
watcher	chaos	unique	discipline	bury	quarter



Year 3

Topic

Homework

Summer 1

Our Topic is

Active Planet

(natural disasters)

Useful Google searches:

<https://kids.britannica.com/kids/article/natural-disasters/609706>

https://kids.kiddle.co/Natural_disaster

https://www.weatherwizkids.com/?page_id=91

Optional Topic Homework

How it works:

You will get four house points for handing in one of the Topic tasks by Monday 1st June 2026.

You can present your homework in the style of your choice.



These questions can give you ideas for what to focus on in your project:

- ◆ Why do people live near dangerous places?
- ◆ Are natural disasters always bad?
- ◆ Is the UK safe from natural disasters?
- ◆ Which is the worst natural disaster ever?
- ◆ How do natural disasters change our world?
- ◆ Can natural disasters be prevented?
- ◆ What part will natural disasters play in the future of our world?



Great places to visit:

- Lapworth Museum of Geology, Birmingham University
- ThinkTank, Birmingham City Centre
- Wren's Nest National Nature Reserve, Dudley

Key Instant Recall Facts (KIRF's)

Year 3 Summer 1

Key Instant Recall Facts are number facts that we want our children to be fluent with and able to recall instantly.

By the end of this half term children in year 3 should be able to

find multiplication facts scaled by 10

What this looks like:

$3 \times 4 = \square$

$3 \times 40 = \square$


$3 \times 6 = \square$

$3 \times 60 = \square$

$3 \times 7 = \square$

$3 \times 70 = \square$

3 Nijah makes these arrays.



Complete the number sentences.

$4 \times 3 = \square$

$4 \times 30 = \square$

What is the same about the arrays? What is different?

$80 \times 7 = \underline{\hspace{2cm}}$

$10 \times 8 = \underline{\hspace{2cm}}$


$70 \times 1 = \underline{\hspace{2cm}}$

$50 \times 3 = \underline{\hspace{2cm}}$

5 Complete the calculations.



$5 \times 5 = \underline{\hspace{2cm}}$



$5 \times 50 = \underline{\hspace{2cm}}$

Use base 10 to show the multiplications.

Work out the multiplications.

a) 2×4

b) 5×3

c) 5×2

d) 2×8

2×40

5×30

5×20

80×2

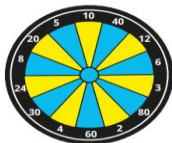
Explore

Huan throws two darts at the dartboard.

To work out his score, Huan multiplies the numbers he hits together.

Huan's score is 240

What two numbers could the darts have landed in?



How many different answers can you find?

Vocabulary

fact
lots of
groups of
multiply
multiple
ten times bigger
parts
whole

Practical ideas

Play pairs and match up questions and answers written on small squares of paper.
Roll two dice and multiply them together- make one number a multiple of 10 and work out the value of the new answer.

The secret to success is practising **little and often**. Can you practise these KIRFs while walking to school or during a car journey? You do not need to practise them all at once; perhaps you could have a **fact of the day**. If you would like more ideas, please speak to your child's teacher.