

Year 2 Summer 1 Spellings Group 1

How it works:

How it works:

These are the spellings your child will see each week on Spelling Shed. Each Thursday, the new spellings are put onto Spelling Shed to give your child a week to practice at home. A spelling quiz will take place the following Thursday to test how well your child has learned their spellings. Your child's spelling score will be sent home in the front of their maths homework books. Spellings will be sent home over the half term holiday ready for a test the first week back.

Week 1 Words where 'ey' makes an 'ee' sound Thursday 23 rd April	Week 2 Words where 'a' makes an 'o' sound Thursday 30 th April	Week 3 Words where 'or' and 'ar' make an 'er' or 'or' sound Thursday 7 th May	Week 4 Words where 'si' and 's' makes a 'zh' sound Thursday 14 th May	Week 5 Words ending in -ment and -ness Thursday 21 st May	Week 6 Words ending in -ful, -less and -ly Thursday 4 th June
key	want	word	television	payment	careful
donkey	watch	work	treasure	enjoyment	playful
monkey	wander	worm	usual	agreement	thankful
chimney	wand	world	measure	achievement	helpful
valley	quality	worth	pleasure	adjustment	boldly
trolley	quad	warm	decision	darkness	gladly
journey	wasps	war	vision	rudeness	happily
turkey	squat	towards	leisure	sadness	easily
jockey	quantity	warn	version	greatness	hopeless
kidney	squash	warned	visual	kindness	spotless

Year 2 Summer 1 Spellings Group 2

How it works:

How it works:

These are the spellings your child will see each week on Spelling Shed. Each Thursday, the new spellings are put onto Spelling Shed to give your child a week to practice at home. A spelling quiz will take place the following Thursday to test how well your child has learned their spellings. Your child's spelling score will be sent home in the front of their maths homework books. Spellings will be sent home over the half term holiday ready for a test the first week back.

Week 1 Words where 'ey' makes an 'ee' sound Thursday 23 rd April	Week 2 Words where 'a' makes an 'o' sound Thursday 30 th April	Week 3 Words where 'or' and 'ar' make an 'er' or 'or' sound Thursday 7 th May	Week 4 Words where 'si' and 's' makes a 'zh' sound Thursday 14 th May	Week 5 Words ending in -ment and -ness Thursday 21 st May	Week 6 Words ending in -ful, -less and -ly Thursday 4 th June
key	want	word	television	payment	helpful
donkey	watch	work	vision	enjoyment	playful
monkey	quad	worm	usual	darkness	thankful
chimney	wand	world	measure	sadness	gladly
valley	squash	war	pleasure	greatness	happily
trolley	wasps	warm	decision	kindness	spotless
after	busy	fast	many	people	should
any	class	hold	mind	poor	water
bath	cold	kind	Mr	pretty	wild
both	door	last	Mrs	told	would

Year 2 Summer 1 Spellings Group 3

How it works:

How it works:

These are the spellings your child will see each week on Spelling Shed. Each Thursday, the new spellings are put onto Spelling Shed to give your child a week to practice at home. A spelling quiz will take place the following Thursday to test how well your child has learned their spellings. Your child's spelling score will be sent home in the front of their maths homework books. Spellings will be sent home over the half term holiday ready for a test the first week back.

Week 1	Week 2	Week 3	Week 4	Week 5	Week 6
CCVC words starting in tr and 4 Y1 words	Words starting with br and 4 Y1 words	CCVC words starting with sw and 4 Y1 words	CVCC words ending in nk and 4 Y1 words	CVCC words ending in lp and 4 Y1 words	CVCC words ending in sk and 4 Y1 words
Thursday 23 rd April	Thursday 30 th April	Thursday 7 th May	Thursday 14 th May	Thursday 21 st May	Thursday 4 th June
trap	brag	swim	bank	help	mask
trot	brim	swam	tank	yelp	task
trim	branch	swig	sink	gulp	desk
trip	brown	swan	link	pulp	risk
trod	brick	swap	pink	kelp	tusk
tree	bring	sway	honk	scalp	husk
one	school	full	do	said	was
once	put	house	to	says	his
ask	push	our	today	are	has
friend	pull	the	of	were	you



Year 2

Topic

Homework

Summer 1

Our geography
topic this half term

is

Queen Elizabeth I

and Queen

Elizabeth II.

Optional Topic Homework

How it works:

You will get four house points for handing in one of the Topic tasks. You can present your homework in the style of your choice. If you choose to complete the optional homework, please return it by Monday 1st June.

This half term, we will be learning all about Queen Elizabeth I and Queen Elizabeth II.

You could:

- Create a portrait of Queen Elizabeth I or Queen Elizabeth II. You could do this by drawing, painting, building her out of lego or junk modelling.
- Imagine you were Queen for a day. What rules would you make?
- Make an informative poster, leaflet or factfile all about Queen Elizabeth I or Queen Elizabeth II. You could do this on paper or using JiT5.





Dear parent/carers

As part of our development of maths fluency and number recall, we have a Key Instant Recall Fact (KIRF) focus each half term for each year group. These are number facts the children need to recall fluently. In school, within the mental maths sessions, one objective will be practised for each half term in order for children to really embed and learn the facts quickly and deeply.

In order for the children to practise these at home as well, we are providing you with an information sheet, which explains the KIRF in more detail, with examples of what it looks like, games to play and websites to visit. The idea is that you can help them recall the facts little and often and work with us to ensure our children are as fluent with recalling number facts as they can be.

Many thanks,
 Mrs Pickering -Ernst
 Assistant Headteacher and Maths Lead

KIRF's Key Stage One Overview

Year group	Autumn 1	Autumn 2	Spring 1	Spring 2	Summer 1	Summer 2
One	Number facts to 10	Counting in 10's forwards and backwards	Doubles and halves to 20	Counting in 5's forwards and backwards	Number facts for all numbers within 10	Counting in 2's forwards and backwards
Two	Number facts within 10 to generate number facts within 20	Multiplication and division facts for 10 times table	Number facts within 10 to generate number facts for multiples of 10	Multiplication and division facts for 5 times table	Multiplication and division facts for 2 times table	Doubles to 20 to recall near doubles to 20

Key Instant Recall Facts (KIRF's)

Year 2 Summer 1

Key Instant Recall Facts are number facts that we want our children to be fluent with and able to recall instantly.

By the end of this half term children in year 2 should be able to

recall multiplication and division facts for 2

What this looks like:

a) $1 \times 2 = \underline{\quad}$

b) $3 \times 2 = \underline{\quad}$

c) $5 \times 2 = \underline{\quad}$

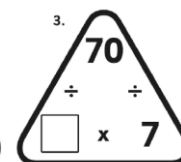
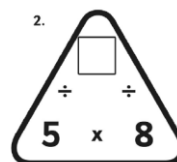
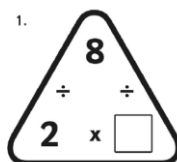
d) $7 \times 2 = \underline{\quad}$

Complete the fact family.

$\square \times \square = \square$ $\square \div \square = \square$
 $\square \times \square = \square$ $\square \div \square = \square$

Fill in the missing boxes.

$18 \div \square = 9$
 $\square \times 2 = 22$
 $\square = 8 \times 2$



Practical ideas

Count 'lots of' 2p coins.
Roll a dice and multiply it by 2.
Write 10 questions and time yourself to answer them.
Make some flashcards- how many can you answer in 1 minute?

Vocabulary

fact
lots of
groups of
multiply
multiple
divide
parts
whole

Online games:

[Hit the Button - Quick fire maths practise for 6-11 year olds \(topmarks.co.uk\)](#) (x 5)

[Mental Maths Train - A Four Operations Game \(topmarks.co.uk\)](#) (x 5 and \div 5)

[Daily 10 - Mental Maths Challenge - Topmarks](#) (level 2- multiplication- x 5 or level 2- division \div 5)

The secret to success is practising **little and often**. Can you practise these KIRFs while walking to school or during a car journey? You do not need to practise them all at once; perhaps you could have a **fact of the day**. If you would like more ideas, please speak to your child's teacher.