

# Year 5 Spring 1 Spellings Group 3

## **How it works:**

These are the spellings your child will see each week on Spelling Shed. Each Friday your child will see a new list of spellings to learn at home. A dictation will take place the following Friday to test how well your child has learned their spellings. Your child's spelling score will be sent home in the front of their CGP homework book. Spellings will be sent home over the half term holiday ready for a test the first week back.

<b>Week 1</b>  What are homophones?	<b>Week 2</b>  Words with apostrophes for contractions.	<b>Week 3</b>  Words with digraphs 'ph' and 'wh'	<b>Week 4</b>  Prefix 'un-' and suffixes 'er' and 'est'	<b>Week 5</b>  Words with the trigraph 'igh'	<b>Week 6</b>  Words where -er- and 'est' are added to words ending in 'y'
there	can't	dolphin	fresher	high	happier
their	didn't	phonics	quicker	light	happiest
here	hasn't	when	higher	right	angriest
hear	couldn't	which	hardest	tight	angrier
see	it's	while	darkest	night	drier
sea	wasn't	alphabet	unhappy	bright	driest
too	doesn't	elephant	undo	sight	tidiest
two	mustn't	wheel	unload	might	tidier
blue	I'll	white	unfair	fright	funnier
blew	she'd	why	unlock	midnight	funniest

In the event of a school closure, here is my j2e.com log on:

To access the work while I am at home, instructions can be found on the school website under the Parents section under Remote Learning.



**Year 5**

**Topic**

**Homework**

**Spring 1**

**Our Topic in Spring:**

**Wonderful**

**Worcester**

**Useful Google searches:**

## Optional Topic Homework

**How it works:**

**You will get four house points for handing in one of the Topic tasks by Monday 23rd February.**

**You can present your homework in the style of your choice.**

- ◆ Make a Roundhead or Cavalier helmet
- ◆ Make an A-Z of Civil War. Think about presenting your work in the best way possible. What could you do on the border? You could add an illustration to each or some of the letters along with small pictures linked to your sentences.
- ◆ Design your own army uniform for Oliver Cromwell or King Charles I. It could be drawn, painted, collaged etc.
- ◆ Create a court room for the trial of King Charles I
- ◆ Re-enact the trial of King Charles I – iPad, scratch, live video, flip books, comic strip.
- ◆ Create a poster advertising for Roundheads or Cavaliers



Dear parent/carers

As part of our development of maths fluency and number recall, we have a Key Instant Recall Fact (KIRF) focus each half term for each year group. These are number facts the children need to recall fluently. In school, within the mental maths sessions, one objective will be practised for each half term in order for children to really embed and learn the facts quickly and deeply. In order for the children to practise these at home as well, we are providing you with an information sheet, which explains the KIRF in more detail, with examples of what it looks like, games to play and websites to visit. The idea is that you can help them recall the facts little and often and work with us to ensure our children are as fluent with recalling number facts as they can be.

Many thanks,

Mrs Pickering -Ernst

Assistant Headteacher and Maths Lead

### KIRF's Key Stage Two Overview

Year	Autumn 1	Autumn 2	Spring 1	Spring 2	Summer 1	Summer 2
Three	Multiplication and division facts for 3 times table	Counting in 4's and 8's	Multiplication and division facts for 4 times table	Multiplication and division facts for 8 times table	Use known multiplication facts to find facts scaled by 10 <i>For example:</i> $5 \times 3 = 15$ $50 \times 3 = 150$	Number bonds to 100
Four	Multiplication and division facts for 6 times table	Multiplication and division facts for 9 times table	Multiplication and division facts for 7 times table	Multiplication and division facts for 12 times tables	Multiplication and division facts for 11 times tables	Use known multiplication facts to find facts scaled by 100 <i>For example:</i> $5 \times 3 = 15$ so $500 \times 3 = 1500$
Five	Multiplication and division facts for all numbers up to $12 \times 12$	Use known multiplication facts to find facts scaled by tenths <b>or</b> hundredths. <i>For example:</i> $5 \times 3 = 15$ $0.5 \times 3 = 1.5$	Factors pairs of whole numbers (recognising prime numbers to 20)	Decimal pairs to 1 <i>For example:</i> $0.7 + 0.3 = 1$ $0.12 + 0.82 = 1$	Square numbers and the number squared	Doubles and halves of numbers to 100
Six	Multiplication and division facts for all numbers up to $12 \times 12$	Multiply and divide numbers by 10, 100 and 1000 up to 3 decimal places	Use known multiplication facts to derive facts scaled by tens, tenths <b>and</b> hundredths <i>For example:</i> $5 \times 3 = 15$ $0.5 \times 30 = 15$	Common multiples and factors pairs of whole numbers	Recall prime numbers to 20 and know prime numbers to 100	Doubles and halves of numbers to 1000

# Key Instant Recall Facts (KIRF's)

## Year 5 Spring 1

Key Instant Recall Facts are number facts that we want our children to be fluent with and able to recall instantly.

By the end of this half term children in year 5 should be able to

recall factor pairs of whole numbers

### What this looks like:

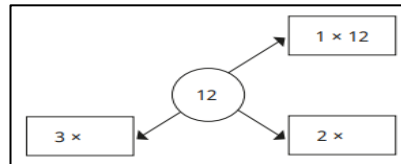
Here is part of a hundred square.  
Shade all the prime numbers.

51	52	53	54	55	56	57	58	59	60
61	62	63	64	65	66	67	68	69	70
71	72	73	74	75	76	77	78	79	80

The factors of 24 are...

The factors of 36 are...

The common factors of 24 and 36 are...



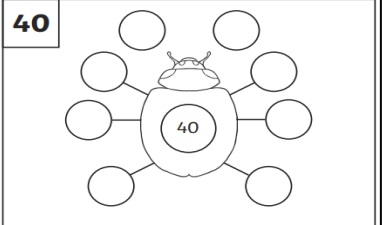
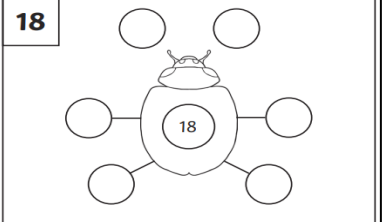
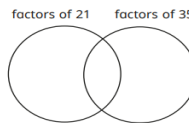
Which number has more factors?

64

48

Write the numbers in the sorting diagram.

1    3    5    7    21    35



### Practical ideas

Roll two dice to generate a number and write down the factor pairs of that number  
Investigate which number below 50 has the most factors

### Vocabulary

factor  
common factors  
highest common factor  
lowest common factor  
Divide  
prime number

### Online games:

[Multiples and Factors \(topmarks.co.uk\)](https://www.topmarks.co.uk) (factors)

[Factor Trees \(transum.org\)](https://www.transum.org)

[Arithmetic 1.0.36 \(colorado.edu\)](https://colorado.edu)

The secret to success is practising **little and often**. Can you practise these KIRFs while walking to school or during a car journey? You do not need to practise them all at once; perhaps you could have a **fact of the day**. If you would like more ideas, please speak to your child's teacher.