

Year 1 Spring 1 Group 1 Spellings

How it works:

These are the spellings your child will see each week on Spelling Shed. Each Thursday your child will see a new list of spellings to learn at home. A spelling quiz will take place the following Thursday to test how well your child has learned their spellings. Your child's spelling score will be sent home in their homework folder. Spellings will be sent home over the half term holiday ready for a test the first week back.

Week 1 Test 15/01 Words with digraphs 'ar'	Week 2 Test 22/01 Words with the digraph 'ee'	Week 3 Test 29/01 Words where the digraph "ea" makes an /ee/ sound	Week 4 Test 05/02 Words where the digraph 'ea' makes an /e/ sound	Week 5 Test 12/02 Words with the digraph 'er'	Week 6 <small>First week back to school</small> Test 26/02 Words with 'ir' and 'ur'
car	feel	each	head	herb	girl
park	tree	leaf	bread	person	shirt
arm	week	leap	meant	mermaid	third
garden	free	reach	spread	summer	bird
hard	feet	teach	instead	sister	turn
dark	seek	beak	dead	under	hurt
shark	green	squeak	deaf	never	burst
pull	water	said	one	house	your
full	come	says	once	many	love
children	some	all	our	very	because

Year 1 Spring 1 Group 2 Spellings

How it works:

These are the spellings your child will see each week on Spelling Shed. Each Thursday your child will see a new list of spellings to learn at home. A spelling quiz will take place the following Thursday to test how well your child has learned their spellings. Your child's spelling score will be sent home in their homework folder. Spellings will be sent home over the half term holiday ready for a test the first week back.

Week 1 Test 15/01 'qu words'	Week 2 Test 22/01 'ng words'	Week 3 Test 29/01 'ai words'	Week 4 Test 05/02 'ee words'	Week 5 Test 12/02 'oo' words	Week 6 <small>First week back to school</small> Test 26/02 'oi words'
quiz	sing	rain	feet	moon	oil
quit	ring	pain	meet	food	soil
quid	thing	sail	tree	roof	coin
quick	wing	mail	free	spoon	join
quack	king	tail	seed	book	foil
quill	bang	fail	sheep	look	coil
quiff	gang	train	queen	foot	point
quin	song	snail	cheek	you	here
she	his	was	one	they	there
he	her	were	once	we	where



Year

Topic

Homework

Spring 1

Our Topic is

Exploring

Antarctica

Useful Google searches:

Google Maps

Google Earth

Optional Topic Homework

How it works:

You will get four house points for handing in one of the Topic tasks by **Monday 23rd February**.

You can present your homework in the style of your choice.

- Create a landscape of Antarctica using different materials – for example, a piece of art or a model.
- Create a poster about an Antarctic animal
- Using junk modelling materials, create an animal of your choice who can be found in Antarctica
- Write a postcard about taking a trip to Antarctica
 - What is the weather like?
 - What animals have you seen?
 - What activities have you been doing?
- Create a fact file all about Captain Scott
- Draw a map of Antarctica and plot where different animals might be found





Dear parent/carers

As part of our development of maths fluency and number recall, we have a Key Instant Recall Fact (KIRF) focus each half term for each year group. These are number facts the children need to recall fluently. In school, within the mental maths sessions, one objective will be practised for each half term in order for children to really embed and learn the facts quickly and deeply.

In order for the children to practise these at home as well, we are providing you with an information sheet, which explains the KIRF in more detail, with examples of what it looks like, games to play and websites to visit. The idea is that you can help them recall the facts little and often and work with us to ensure our children are as fluent with recalling number facts as they can be.

Many thanks,

Mrs Pickering -Ernst

Assistant Headteacher and Maths Lead

KIRF's Key Stage One Overview

Year group	Autumn 1	Autumn 2	Spring 1	Spring 2	Summer 1	Summer 2
One	Number facts to 10	Counting in 10's forwards and backward	Doubles and halves to 20	Number facts for all numbers within 10	Counting in 5's forwards and backwards	Counting in 2's forwards and backwards
Two	Number facts within 10 to generate number facts within 20	Multiplication and division facts for 2 times table	Number facts within 10 to generate number facts for multiples of 10	Multiplication and division facts for 5 times table	Multiplication and division facts for 10 times table	Doubles to 20 to recall near doubles to 20

Key Instant Recall Facts (KIRF's)

Year 1 Spring 1

Key Instant Recall Facts are number facts that we want our children to be fluent with and able to recall instantly.

By the end of this half term children in year 1 should be able to

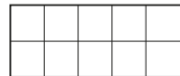
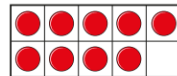
recall doubles and halves of numbers to 20

What this looks like:

Double 5
Double 6
Double 9


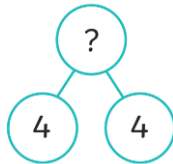


+



Double 9 is

Half of 10
Half of 18
Half of 6



$$8 + 8 = \underline{\quad}$$

Practical ideas

Roll a dice and double it.

Get an adult to write you some questions-
how many can you answer in a minute?

Write the numbers 0-10 on post its. Put
them face down. With a friend/adult turn
them over- the first one to say the double
wins.

Vocabulary

double

half

halve

shared by two

two groups

two lots of

equal parts

Online games:

[Maths Fishing - Multiplication – Mathsframe](#) (doubles to 10)

[Hit the Button - Quick fire maths practise for 6-11 year olds \(topmarks.co.uk\)](#)
(doubles/halves, to 10)

[Daily 10 - Mental Maths Challenge – Topmarks](#) (level 2, doubles/halves, up to 10)

The secret to success is practising **little and often**. Can you practise these KIRFs while walking to school or during a car journey? You do not need to practise them all at once; perhaps you could have a **fact of the day**. If you would like more ideas, please speak to your child's teacher.