

# Year 1 Autumn 1 Spellings

## How it works:

These are the spellings your child will see each week on Spelling Shed. Each Friday your child will see a new list of spellings to learn at home. A spelling quiz will take place the following Friday to test how well your child has learned their spellings. Your child's spelling score will be sent home in their homework folder. **Spellings will be sent home over the half term holiday ready for a test the first week back.**

Week 1	Week 2	Week 3	Week 4	Week 5	Week 6	Week 7	Week 8
Words ending in 'ff', 'll', 'ss', 'zz' and 'ck' Test: 13/9	Words with /k/ sound spelled 'k' and 'nk' Test: 20/9	Words with 'tch' trigraph Test: 27/9	Adding '-s' and '-es' to make plurals Test: 4/10	Adding the suffixes '-ing' and '-ed' Test: 11/10	Adding the prefix 'un-' and the suffixes '-er' and '-est' Test: 18/10	Compound words and words with unstressed vowels Test: 25/10	Words with digraphs 'ai' and 'oi' Test: 1/11
fluff	bank	catch	flowers	looking	higher	pocket	rain
doll	honk	fetch	boxes	looked	unhappy	thunder	paint
grass	tank	kitchen	brushes	buzzing	hardest	carrot	train
kiss	pink	switch	lunches	buzzed	unfair	sunset	afraid
buzz	think	hutch	cars	jumping	quicker	football	oil
fizz	skin	witch	dishes	jumped	darkest	playground	join
clock	mask	patch	boats	helping	undo	bedroom	coin
back	basket	match	churches	helped	unlock	starfish	soil
the	go	he	she	we	do	was	you
to	no	me	be	so	of	are	is



Year 1

Topic

Homework

Autumn 1

Our Topic is

Our Family



## Optional Topic Homework

How it works:

You will get four house points for handing in one of the Topic tasks. You can present your homework in the style of your choice. If you choose to complete the optional homework, please return it by **Friday 25<sup>th</sup> October 2024**

This half term, we will be learning all about changes within living memory. We will be investigating how our lives have changed within living memory and begin to understand how houses, toys, food and holidays have changed.



You could:

- Look at old and new photographs to compare similarities and differences in clothing and school life. Display the comparison in a chart.
- Investigate methods of communication such as letters, telegrams, old computers and old telephones; comparing them to today's methods of communication. Make a poster to show then versus now.
- Ask a grandparent or a friend's grandparent about the food they use to eat. How is it different to what we eat today? Create a menu from the past and one from today.

# Key Instant Recall Facts (KIRF's)

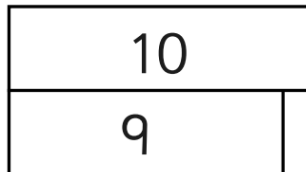




## Year 1 Autumn 1

Key Instant Recall Facts are number facts that we want our children to be fluent with and able to recall instantly.

By the end of this half term children in year 1 should be able to

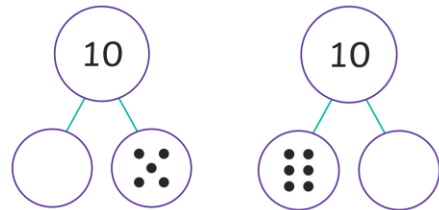
number facts to 10

What this looks like:



$$\underline{\quad} + \underline{\quad} = 10$$

$$\underline{\quad} + \underline{\quad} = 10$$



### Practical ideas

Chant the pairs to 10

Write the numbers 0- 10 on post its- turn then over and play pairs to 10.

Roll a dice and say the number that makes 10.

Get an adult to put out 1p coins- how many more to make 10?

### Vocabulary

part  
whole  
fact  
bond  
ten

### Online games:

[Hit the Button - Quick fire maths practise for 6-11 year olds \(topmarks.co.uk\)](http://topmarks.co.uk)

[\(Up to 10, make 10\)](#)

[Save The Whale: Learn bonds of 10, 9, 8, 7, 6 or 5 \(ictgames.com\)](http://ictgames.com)

[Number Bonds to 10- pairs game - Matching pairs \(wordwall.net\)](http://wordwall.net)

The secret to success is practising **little and often**. Can you practise these KIRFs while walking to school or during a car journey? You do not need to practise them all at once; perhaps you could have a **fact of the day**. If you would like more ideas, please speak to your child's teacher.