

Year 1 Spring 2 Spellings

How it works:

These are the spellings your child will see each week on Spelling Shed. Each Friday your child will see a new list of spellings to learn at home. A spelling quiz will take place the following Friday to test how well your child has learned their spellings. Your child's spelling score will be sent home in their homework folder.

Week 1 01/03 Words where the digraph 'ea' makes an /e/ sound	Week 2 08/03 Words where the digraph 'er' is stressed	Week 3 15/03 Words where the digraph 'er' is unstressed	Week 4 22/03 Words with the digraphs 'ir' and 'ur'
head	herb	better	girl
bread	verb	summer	shirt
meant	term	sister	third
spread	her	after	bird
instead	person	never	turn
dead	germ	ever	hurt
deaf	mermaid	under	burst
one	house	they	your
once	any	were	love
our	many	very	because



Optional Topic Homework

How it works:

You will get four house points for handing in one of the Topic tasks by Monday 8th April.

You can present your homework in the style of your choice.

Year 1

Science

Homework

Spring 2

Our Science Topic

is Animals

Including Humans

- Use your senses to explore somewhere outside. This could be your garden, the park or a place you visit. Draw a picture of all the different things you explore with your senses
- Choose one of the animal classification groups (amphibians, birds, fish, mammals, insects or reptiles) and create a poster of the different animals you may find in this group
- Explore somewhere outside. What animals can you find? Sort the animals into their classification groups (amphibians, birds, fish, mammals, insects or reptiles)
- Create a poster about the different animal diets (carnivore, herbivore, omnivore)
- Create a leaflet explaining the things we need to do in order to look after a pet





Dear parent/carers

As part of our development of maths fluency and number recall, we have a Key Instant Recall Fact (KIRF) focus each half term for each year group. These are number facts the children need to recall fluently. In school, within the mental maths sessions, one objective will be practised for each half term in order for children to really embed and learn the facts quickly and deeply.

In order for the children to practise these at home as well, we are providing you with an information sheet, which explains the KIRF in more detail, with examples of what it looks like, games to play and websites to visit. The idea is that you can help them recall the facts little and often and work with us to ensure our children are as fluent with recalling number facts as they can be.

Many thanks,
Mrs Pickering -Ernst
Assistant Headteacher and Maths Lead

KIRF's Key Stage One Overview

Year group	Autumn 1	Autumn 2	Spring 1	Spring 2	Summer 1	Summer 2
One	Number facts to 10	Counting in 2's forwards and backwards	Doubles and halves to 20	Number facts for all numbers within 10	Counting in 10's forwards and backwards	Counting in 5's forwards and backwards
Two	Number facts within 10 to generate number facts within 20	Multiplication and division facts for 2 times table	Number facts within 10 to generate number facts for multiples of 10	Multiplication and division facts for 5 times table	Multiplication and division facts for 10 times table	Doubles to 20 to recall near doubles to 20

Key Instant Recall Facts (KIRF's)

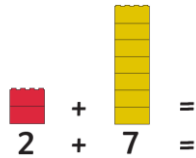
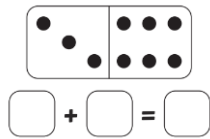
Year 1 Spring 2

Key Instant Recall Facts are number facts that we want our children to be fluent with and able to recall instantly.

By the end of this half term children in year 1 should be able to

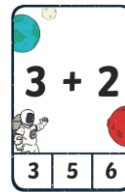
recall facts to numbers within 10

What this looks like:



What do you add to 4 to make 9?

$$\begin{aligned}8 &= 7 + 1 \\8 &= 6 + 2 \\8 &= 5 + 5 \\8 &= 4 + 4\end{aligned}$$



$$\begin{aligned}5 + _ &= 8 \\3 + _ &= 5 \\2 + _ &= 6 \\3 + _ &= 4\end{aligned}$$

Practical ideas

Share 6 sweets between two teddies in different ways.
Get 8 pennies, explore the ways to make 8.

Vocabulary

fact
addition
subtraction
part
whole

Online games:

[Addition To 10 \(topmarks.co.uk\)](https://www.topmarks.co.uk/1-10-addition)

[Number Fact Families – Topmarks](https://www.topmarks.co.uk/1-10-addition) (up to 10)

[Robot Addition \(topmarks.co.uk\)](https://www.topmarks.co.uk/1-10-addition) (Up to 10)

[Daily 10 - Mental Maths Challenge – Topmarks](https://www.topmarks.co.uk/1-10-addition) (Level 1- Addition- Up to 10)

The secret to success is practising **little and often**. Can you practise these KIRFs while walking to school or during a car journey? You do not need to practise them all at once; perhaps you could have a **fact of the day**. If you would like more ideas, please speak to your child's teacher.