



Year 5

Topic

Homework

Spring 1

Our Topic is:

Wonderful

Worcester

Useful Google searches:

Optional Topic Homework

How it works:

You will get four house points for handing in one of the Topic tasks by Tuesday 20th February.

You can present your homework in the style of your choice.

- ◆ Make a Roundhead or Cavalier helmet
- ◆ Make an A-Z of Civil War. Think about presenting your work in the best way possible. What could you do on the border? You could add an illustration to each or some of the letters along with small pictures linked to your sentences.
- ◆ Design your own Army uniform for Oliver Cromwell or King Charles I. It could be drawn, painted, collaged etc.
- ◆ Create a court room for the trial of King Charles I
- ◆ Re-enact the trial of King Charles I- iPad, scratch, live video, flip books, comic strip.
- ◆ Create a poster advertising for Roundheads or Cavaliers

Year 5 Spring 1 Spellings Group 1

How it works:

These are the spellings your child will see each week on Spelling Shed. Each Friday your child will see a new list of spellings to learn at home. A dictation will take place the following Wednesday to test how well your child has learned their spellings. Your child's spelling score will be sent home in the front of their CGP homework book.

Week 1 adverbs of time	Week 2 based word has the suffix -fer	Week 3 silent first letter	Week 4 silent letters	Week 5 challenge words
afterwards	conferring	knife	ascend	ancient
earlier	difference	knight	autumn	amateur
eventually	inference	knowledge	build	awkward
finally	preference	mnemonic	disciple	criticise
immediately	preferred	pterodactyl	doubt	equipment
previously	referee	wreath	island	excellent
recently	reference	wreckage	lamb	foreign
tomorrow	referring	wrestler	receipt	pronunciation
whilst	transference	writer	solemn	symbol
yesterday	transferring	knuckle	thistle	yacht

In the event of a school closure, here is my BGFL log on: (teachers need to print log on details so children can glue them onto this sheet)

To access the work while I am at home, instructions can be found on the school website under the Parents section under Remote Learning.

Key Instant Recall Facts (KIRF's)

Year 5 Spring 1

Key Instant Recall Facts are number facts that we want our children to be fluent with and able to recall instantly.

By the end of this half term children in year 5 should be able to

recall factor pairs of whole numbers

What this looks like:

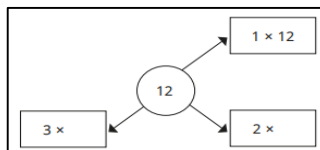
Here is part of a hundred square.
Shade all the prime numbers.

51	52	53	54	55	56	57	58	59	60
61	62	63	64	65	66	67	68	69	70
71	72	73	74	75	76	77	78	79	80

The factors of 24 are...

The factors of 36 are...

The common factors of 24 and 36 are...



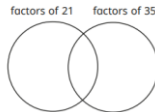
Which number has more factors?

64

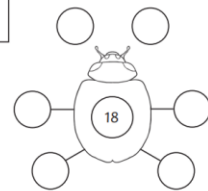
48

Write the numbers in the sorting diagram.

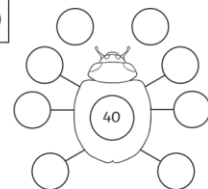
1 3 5 7 21 35



18



40



Practical ideas

Roll two dice to generate a number and write down the factor pairs of that number

Investigate which number below 50 has the most factors

Vocabulary

factor
common factors
highest common factor
lowest common factor
divide

Online games:

[Multiples and Factors \(topmarks.co.uk\)](https://www.topmarks.co.uk) (factors)

[Factor Trees \(transum.org\)](https://www.transum.org)

[Arithmetic 1.0.36 \(colorado.edu\)](https://colorado.edu)

The secret to success is practising **little and often**. Can you practise these KIRFs while walking to school or during a car journey? You do not need to practise them all at once; perhaps you could have a **fact of the day**. If you would like more ideas, please speak to your child's teacher.