



**Year 3
Homework
Spring 2**

**Our Topic is
Ancient Egypt**

How it works:

**This is your homework
for the half term. Please
read the instructions at
the top of each subject.**

Useful Google searches:


[BBC KS2 Bitesize
Maths Highlights](#)

[BBC KS2 Bitesize
Science Highlights](#)

English

How it works:

You will get ten house points for handing in one of the English tasks linked to our class text by Friday 12th April. This work needs to go in your English homework book.



- ◆ Design a new book cover.
- ◆ Write a blurb.
- ◆ Split your page into boxes and create a comic of the story.
- ◆ Draw a timeline of events from the story.
- ◆ Write a character description of one of the main characters.
- ◆ Draw a map of the farm and label the different parts.
- ◆ Write a newspaper article about one of the events in the story.
- ◆ Write a diary entry for Babe when he first arrived at the farm.
- ◆ Write questions that you would ask Mr Hogget in an interview.

Maths

How it works:

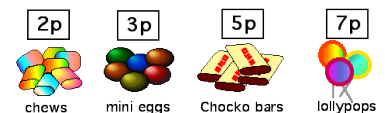
Maths homework, which will be sent on a Friday, will be stuck in homework books. It is due back the following Wednesday. Each week you must complete the given task as well as Big Maths Beat That!

If you have completed your maths homework, have a go at one of these. You will gain ten house points for each one you try.

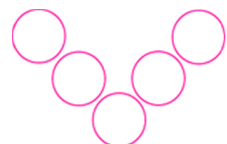
- ◆ Which shape is the odd one out? Explain your reasoning.



- ◆ What's the same and what is different about a bar chart and a pictogram?
- ◆ Annie went into a shop with 10p and Sophie went in with 20p. What could they each buy? Find all the possibilities. What could they buy if they put their money together?



- ◆ Can you put numbers 1-5 in the V shape so that both sides have the same total?





**Year 3
Homework
Spring 2**

**Our Science Topic
is:
Plants**

How it works:

**This is your homework
for the half term. Please
read the instructions at
the top of each subject.**

Useful Google searches:

BBC Bitesize

[https://www.everyschool.co.uk/
science-key-stage-2-plants.html](https://www.everyschool.co.uk/science-key-stage-2-plants.html)

[https://www.topmarks.co.uk/
Interactive.aspx?cat=71](https://www.topmarks.co.uk/Interactive.aspx?cat=71)

Optional Holiday Homework

How it works:

**You will get twenty house points for handing in
one of the Topic tasks by Friday 3rd May.**

You can present your homework in the style of your choice.



- ◆ Draw and label or make a flowering plant.
- ◆ What do the different parts of the plant do?
- ◆ What do plants need to be able to grow?
- ◆ Find and draw the different plants you can find.
- ◆ Research the different ways seeds are dispersed.
- ◆ Which method of dispersal carries seeds the furthest?
- ◆ What seeds can you find in your garden? In the park?
- ◆ Draw a poster or write about the life cycle of a plant.



Year 3 Spring 2 Spellings

How it works:

Each Friday your child will receive a list of spellings to learn at home. The sheet will be stuck into English homework books and is to be handed in on Wednesdays. A dictation will take place on Thursday to test how well your child has learned their spellings.

Week 1	Week 2	Week 3	Week 4	Week 5	Week 6
door	improve	child	again	father	gold
behind	water	everybody	poor	sugar	past
both	green	hour	children	any	many
beautiful	grey	sure	even	half	money
path	floor	whole	last	white	pink
Special	centre	enough	favourite	bicycle	group
Grammar	disappear	straight	eighth	notice	earth
answer	believe	certain	various	particular	learn

Reading

Accelerated Reader



At Cotteridge Primary School, we want our children to appreciate how valuable and rewarding reading can be. As part of the AR program we will be rewarding pupils for their individual successes during this process. Raffle tickets for successful quizzes as well as certificates for the number of books read can be earned throughout the year. There is also an ultimate goal, to be a "Cotteridge Million Word Reader". This is calculated by the number of words in each completed book being added together.